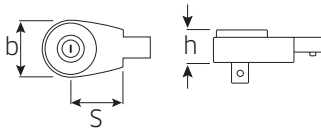


## Insert/shell tools

### 22x28-accesorii-detasabile-pentru-chei-dinamometrice

#### 735/65 Ratchet insert tool, fine tooth

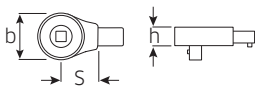
reversible, 60 teeth, load capacity up to 650 N·m, for size 65 torque wrenches.



Code	"	mm	b mm	h mm	S mm	Δg
58 25 10 65	3/4	22x28	61	35	55	1100

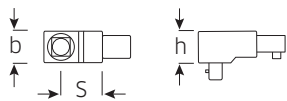
#### 735/100 Ratchet insert tool

with push through square drive, 30 teeth.



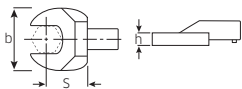
Code	"	mm	b mm	h mm	S mm	Δg
58 25 01 00	3/4	22x28	76	42	55	1893

#### 734/100 Square drive insert tool



Code	"	mm	b mm	h mm	S mm	Δg
58 24 01 00	3/4	22x28	43	42	55	1171

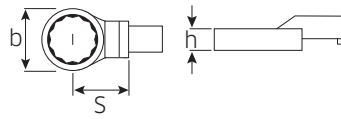
#### 731/100 Open ended insert tools



Code	mm	mm	b mm	h mm	S mm	Δg
58 21 10 24	24	22x28	50	13	55	628
58 21 10 27	27	22x28	56	14	55	648
58 21 10 30	30	22x28	63	15	55	695
58 21 10 32	32	22x28	67	15	55	713
58 21 10 34	34	22x28	72	15	55	739
58 21 10 36	36	22x28	74	15	55	727
58 21 10 41	41	22x28	84	16	55	902
58 21 10 46	46	22x28	94	17	55	952
58 21 10 50	50	22x28	104	18	55	1074
58 21 10 55	55	22x28	114	19	55	1174
58 21 10 60	60	22x28	124	20	55	1230

#### 732/100 Ring insert tools

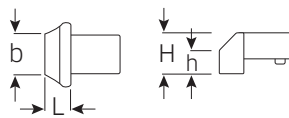
AS-drive



Code	mm	mm	b mm	h mm	S mm	Δg
58 22 10 24	24	22x28	43	15	55	629
58 22 10 27	27	22x28	43	15	55	619
58 22 10 30	30	22x28	46	16	55	632
58 22 10 32	32	22x28	49	16	55	625
58 22 10 34	34	22x28	52	17	55	638
58 22 10 36	36	22x28	54	17	55	631
58 22 10 41	41	22x28	61	18	55	642
58 22 10 46	46	22x28	66	19	55	640
58 22 10 50	50	22x28	75	20	55	713
58 22 10 55	55	22x28	84	21	55	791
58 22 10 60	60	22x28	93	22	55	885

#### 737/100 Blank end insert tool

gunmetal finish. To prevent damage from excessive temperatures, the locking pin, spring and washer are not fitted until the welding work has been completed. Instructions are supplied.



Code	Welding surface h x b mm	mm	H mm	L mm	Δg
58 27 01 00	15 x 50	22x28	32	24	521

#### 7370/100 Adaptor

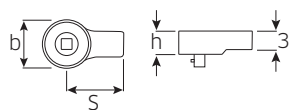
for using shell tools with an internal square drive of 24.5 x 28 mm on torque wrenches with an internal square drive of 22 x 28 mm. Caution! Modified settings on torque wrench (refer to note on p. 189).



Code	mm	mm	L mm	S mm	Δg
58 29 11 00	22x28	24,5x28	85	100	563

#### 735/80 Ratchet shell tool

with push through square drive, 30 teeth.



Code	"	mm	b mm	h mm	S mm	Δg
58 25 00 80	3/4	24,5x28	76	43	95	2000